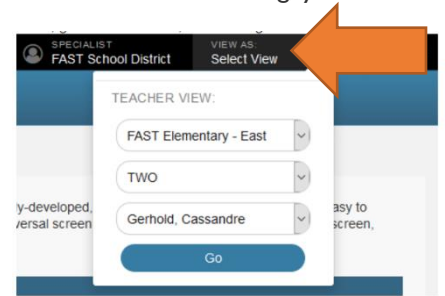


Screening in FastBridge

School Manager, Specialist, or Group Proctor Role:

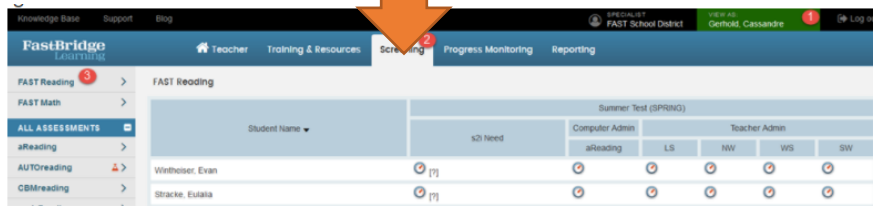
Screening (grayed out) is not available from Specialist View, School Manage view, or Group Proctor. To access Screening, you need to navigate to a Teacher view.

- Use the “View As” menu to navigate to a particular teacher view by choosing the grade level and teacher and click “Go”.
- Choose the teacher to which the student is rostered in Infinite Campus
- Now follow the directions below.



(Classroom User) Teacher Role:

1- Select the Screening tab



2- Select an assessment from the Navigation Bar **on the left**.

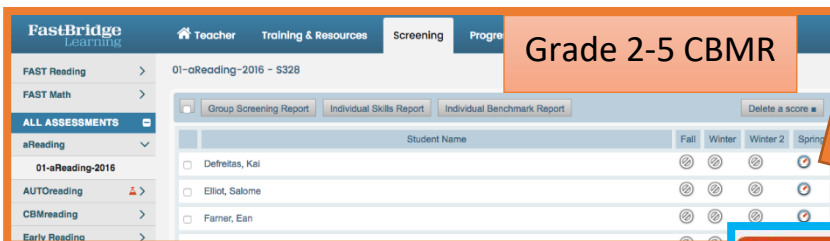
- You may have to click the “+” next to “ALL ASSESSMENTS” to see the list of available options.

Kindergarten KG-EarlyReadingEnglish	Grade 1 01-EarlyReadingEnglish	Grades 2-5 *02-CBMRe-2017, 03-CBMRe-2017, 04-CBMRe-2017, 05-CBMRe-2017

*CBMRe = CBM Reading in English (our approved screening tool for grades 2-5; CBMRs= CBM Reading in Spanish (not an approved screening tool)

3- Click the clock to open the assessment.

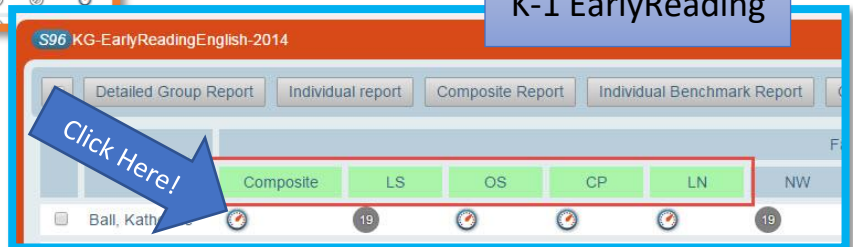
- You will not see a clock to click if you are outside the screening window.
- In K-1, click the clock under composite.



Click Here!

It is **ESSENTIAL** that FAST assessments are completed using standardized, specific administration and score procedures.

Please use the certification modules in FastBridge to familiarize yourself with the administration and interpretation of FAST Assessments.



Click Here!