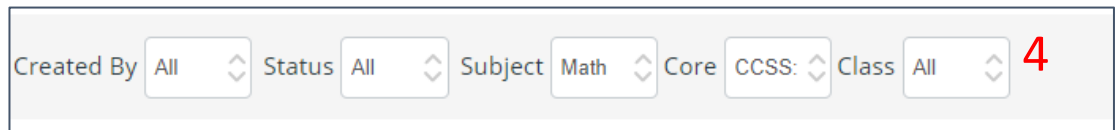
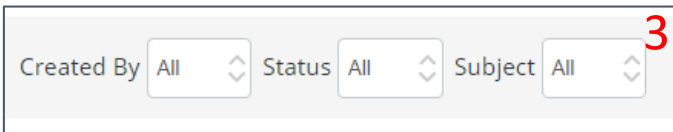
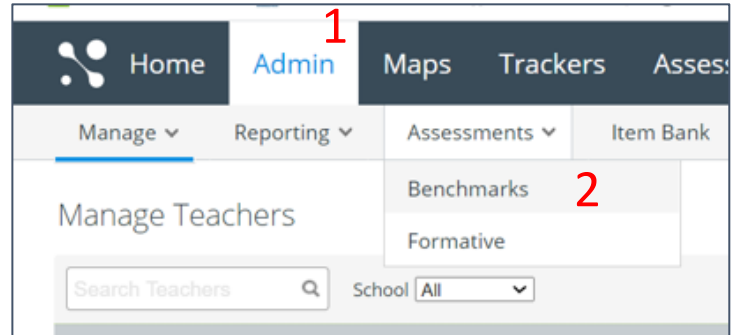


MasteryConnect Reports: Admin

1. In MasteryConnect select Admin.
2. Under Assessments Choose Benchmarks.
3. Adjust the Subject filter to Math or Language Arts.
4. Adjust the Class filter to the desired grade/subject.
5. Of the assessments that appear, click the blue bar graph at the far right of the assessment line.
6. You will see a school overview and a standard overview for each teacher in that grade/course.
7. Clicking any of the bars in the graphs will provide a list of students in that category for that standard.



<input type="checkbox"/> ALL	NAME	CREATED	USED	DELIVERY STATUS	MORE 5
<input type="checkbox"/>	Math, Other Subjects 7th Grade IM Interims by CenterPoint - Grade 7 Inte... EAT 10/27/20 7.RP.A.1 , 7.RP.A.2 , 7.G.A.1 , 7.G.B.4	10/27/20	0	Unavailable Completed	MANAGE ...
<input type="checkbox"/>	Math, Other Subjects 7th Grade IM Interims by CenterPoint - Grade 7 Inte... EAT 10/27/20 7.RP.A.1 , 7.RP.A.2 , 7.G.A.1 , 7.G.B.4	10/27/20	0	Unavailable No Status	MANAGE ...

