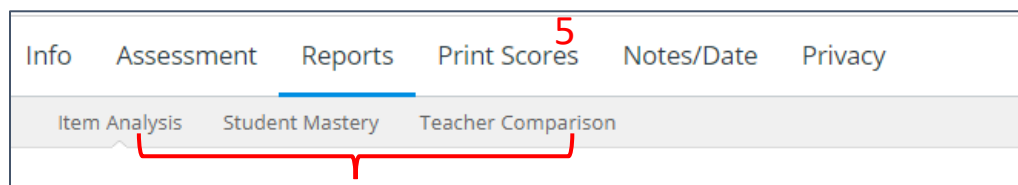
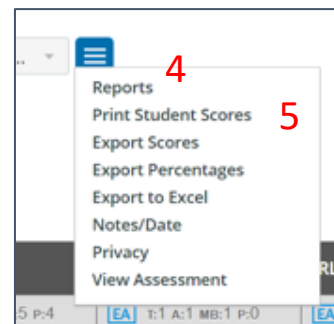
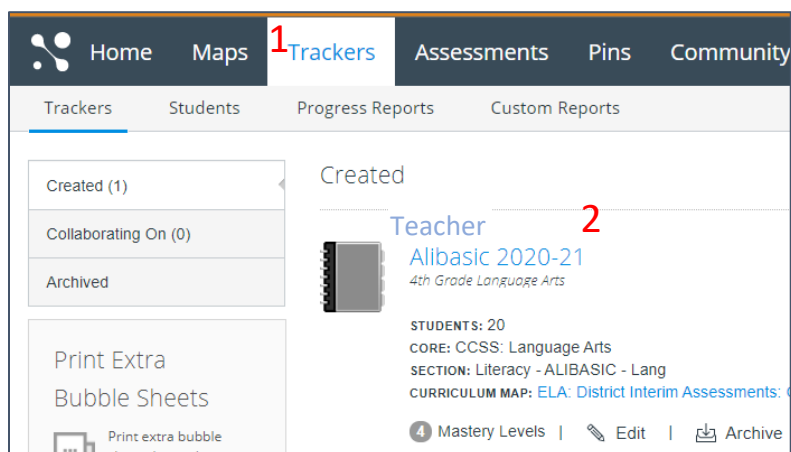
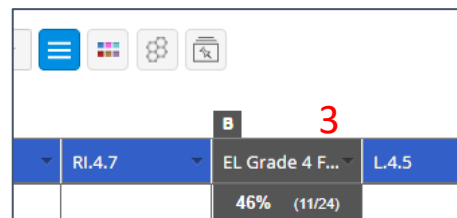


MasteryConnect Reports

Teachers

1. Go to MasteryConnect and click on Trackers.
2. Click the tracker you want to view.
3. Scroll right to find the black, benchmark column and hover over the header of the column.
4. Select Reports from the dropdown.
 - a. View Item Analysis, Student Mastery, Teacher Comparison.
 - i. There is no longer a blue menu button, only the dropdown when you hover over the column header.
5. To view student responses click Print Scores and then Print.
 - a. These can be viewed onscreen or printed.



4a